



Safety Performance Management Target Setting

Data: Fatalities and Serious Injuries



Safety Performance Measures - Coordination




Safety Performance Measures

- Using a Unweighted Rolling Five(5) Year Average
- Number of Fatalities
- Rate of Fatalities per 100 million Vehicle Miles Traveled (VMT)
- Number of Serious Injuries
- Rate of Serious Injury per 100 Vehicle Miles Traveled (VMT)
- Number of Non-Motorized Fatalities and Serious Injuries

Safety Performance Targets

Calendar Year 2021 Targets

- **Number of Fatalities: 1,715.0**
- To maintain the 5-year moving average traffic fatalities under the projected 1,715 (2017-2021) 5-year average by December 2021.
- source FARS data



Safety Performance Targets

Calendar Year 2021 Targets

- **Number of Serious Injuries:
6407.0**
- To maintain the 5-year moving average serious traffic injuries under the projected 6,407 (2017-2021) 5-year average by December 2021.
- source state's crash database
GEARS



Safety Performance Targets

Calendar Year 2021 Targets


- **Fatality Rate: 1.230**
- To maintain the 5-year moving average traffic fatalities per 100MVMT under the projected 1.23 (2017-2021) 5-year average by December 2021
- source FARS data and States VMT estimates



Safety Performance Targets

Calendar Year 2021 Targets

- **Serious Injury Rate: 4.422**
- To maintain the 5-year moving average serious injury per 100MVMT under the projected 4.42 (2017-2021) 5-year average by December 2021.
- source state's crash database GEARS and VMT estimates



Safety Performance Targets

Calendar Year 2021 Targets

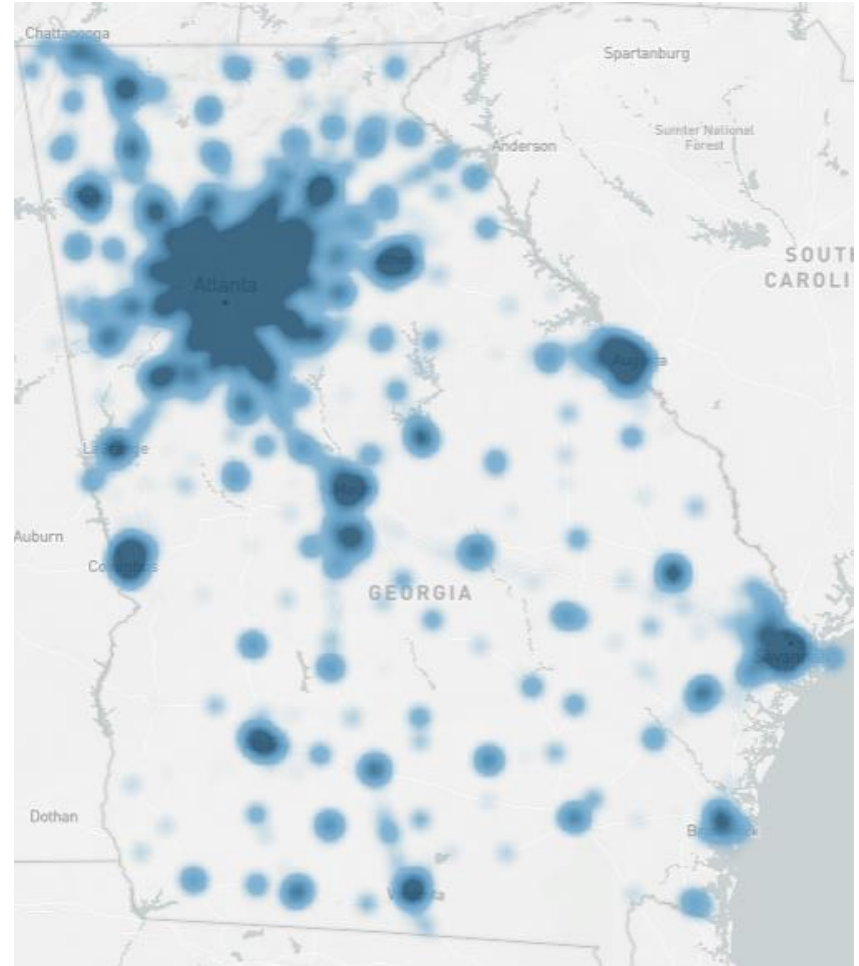
- **Total Number of Non-Motorized Fatalities and Serious Injuries: 686.5**
- To maintain the 5-year moving average serious injury and fatalities among non-motorist under the projected 687 (2017-2021) 5-year average by December 2021.
- source state's crash database GEARS and FARS data





Safety Performance Targets

MPO Considerations



Safety Performance Measures

MPO Considerations – Crash Data

- **Software**
17 Current Software Providers

- **Training**
GPSTC
Field Training Officer

- **Reporting**
Electronic
Paper
None

Agency Name		
Atlanta Police Department	187,040	9.38%
Dekalb Co Police Department	178,871	8.97%
Gwinnett County Police Department	165,424	8.29%
Cobb County Police Department	113,572	5.69%
Savannah Police Department	70,284	3.52%
Clayton Co Police Department	55,628	2.79%
Richmond Co Sheriff's Office	55,044	2.76%
Columbus Police Department	52,330	2.62%
Henry County Police Department	44,906	2.25%
Sandy Springs Police Dept.	41,418	2.08%
Bibb Co Sheriff's Office	40,844	2.05%
Forsyth Co Sheriff's Office	32,221	1.62%
Marietta Police Department	28,073	1.41%
Athens-Clarke County Police Department	27,814	1.39%
Columbia County Sheriff	24,243	1.22%
Fulton Co Police Department	23,021	1.15%
Roswell Police Department	22,201	1.11%
Cherokee Co Sheriff's Office	20,443	1.02%
Albany Police Department	19,067	0.96%
Alpharetta Police Department	18,024	0.90%
Lawrenceville Police Dept.	15,961	0.80%
Gainesville Police Department	14,960	0.75%
Rome Police Department	14,923	0.75%
Rockdale County Sheriff's Office	14,759	0.74%
Valdosta Police Department	14,324	0.72%
Dunwoody Police Department	13,912	0.70%

Safety Performance Measures

MPO Targets

- MPOs will establish targets for the same five safety performance measures for all public roads in the MPO planning area within **180 days** after the State establishes each target. The targets will be established in coordination with the State, to the maximum extent practicable. The **MPO can either agree to support the State DOT target or establish a numerical target specific to the MPO** planning area. MPOs' targets are reported to the State DOT, which must be able to provide the targets to FHWA, upon request.

Safety Performance Measures

MPO Targets

- States establish HSIP targets and report them for the upcoming calendar year in their HSIP annual report that is due August 31 each year. MPOs must establish HSIP targets within 180 days of the State establishing and reporting its HSIP targets. Since FHWA deems the HSIP reports submitted on August 31, **MPOs must establish HSIP targets no later than February 27 of each year.**

Thank You

E. David Adams |
State Safety Program Manager



Georgia Department of Transportation
935 United Ave
Bldg. 24 Wayne Shackelford Building
Atlanta Georgia 30316-2590
404.635.2850 office
404.430.3354 cell
eadams@dot.ga.gov

